



AN INTRODUCTORY SURVEY OF VOLUNTEER ADMINISTRATORS IN EQUINE ASSISTED SERVICE (EAS) ORGANIZATIONS

BY: AMY TRIPSON, MSED, CVA



BACKGROUND/AIMS:

- Volunteer Administration is a relatively new industry, especially in EAS
- Little information or data to support forward growth and evolution.
- Lack of accepted standards of operation or recommended guidelines specific to the EAS industry.
- This survey aims to begin the process of data collection through which to provide guidance for the creation of EAS Volunteer Administration industry standards.



METHODS



Through weekly meetings and discussions lists of **common questions** were generated and combined to form the basis of this first survey.



The survey had **38** questions, containing a mix of questions which included **structured and unstructured** responses.



The survey was **proofed and trialed by industry colleagues** and **launched through the PATH Intl. newsletter** in January 2021, subsequently shared on social media to increase the response rate.

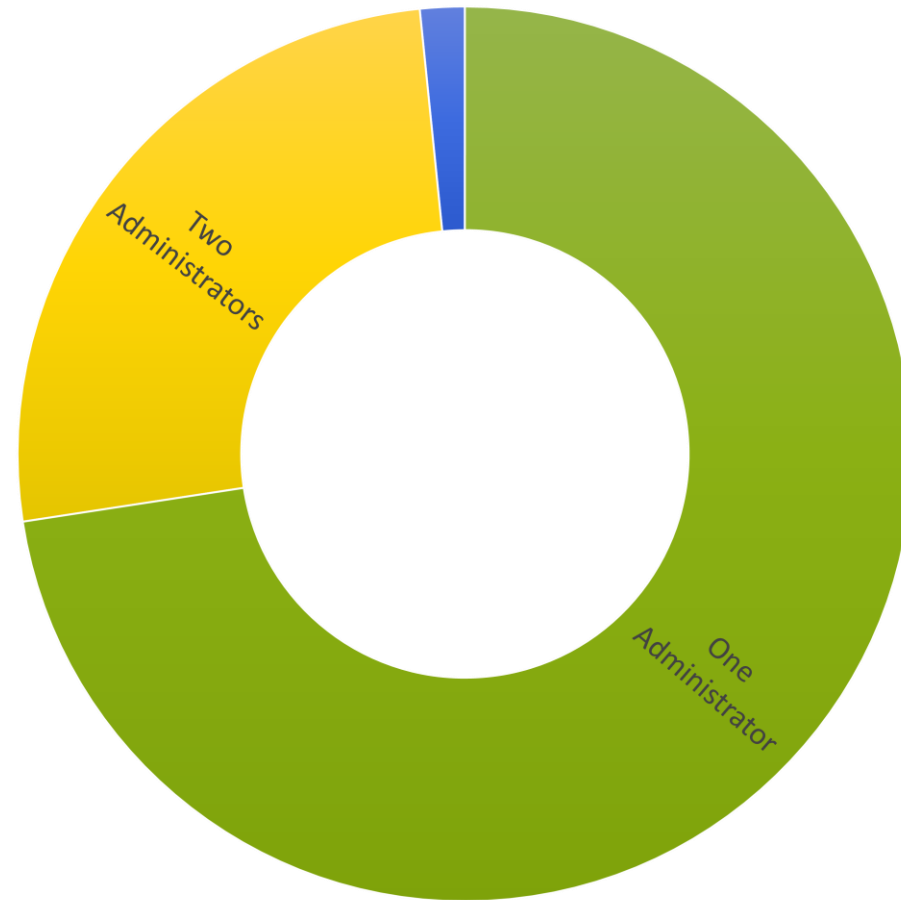


SURVEY

- Org. Legal Name
- Title Head Vol. Admin.
- Full Time/Part Time
- Vol. Admin Additional Roles
- Hourly/Salary Rate
- Any additional Vol. Staff
- Vol. Management Database
- Active Volunteers (pre-post COVID)
- Active Participants (pre-post COVID)
- How many horses?
- How many staff?
- Operational Budget
- # of Vol. Trainings
- Average Attendance of General Orientation
- Types of Training
- Length of Training



NUMBER OF VOLUNTEER ADMINISTRATORS



■ One Administrator ■ Two Administrators ■ Three Administrators



VOLUNTEER ADMINISTRATOR TITLES

Director, Volunteers and Outreach

Manager of Volunteer Services

Rider/Volunteer Coordinator

Site and Volunteer Manager

Volunteer and Admin Manager

Volunteer Coordinator

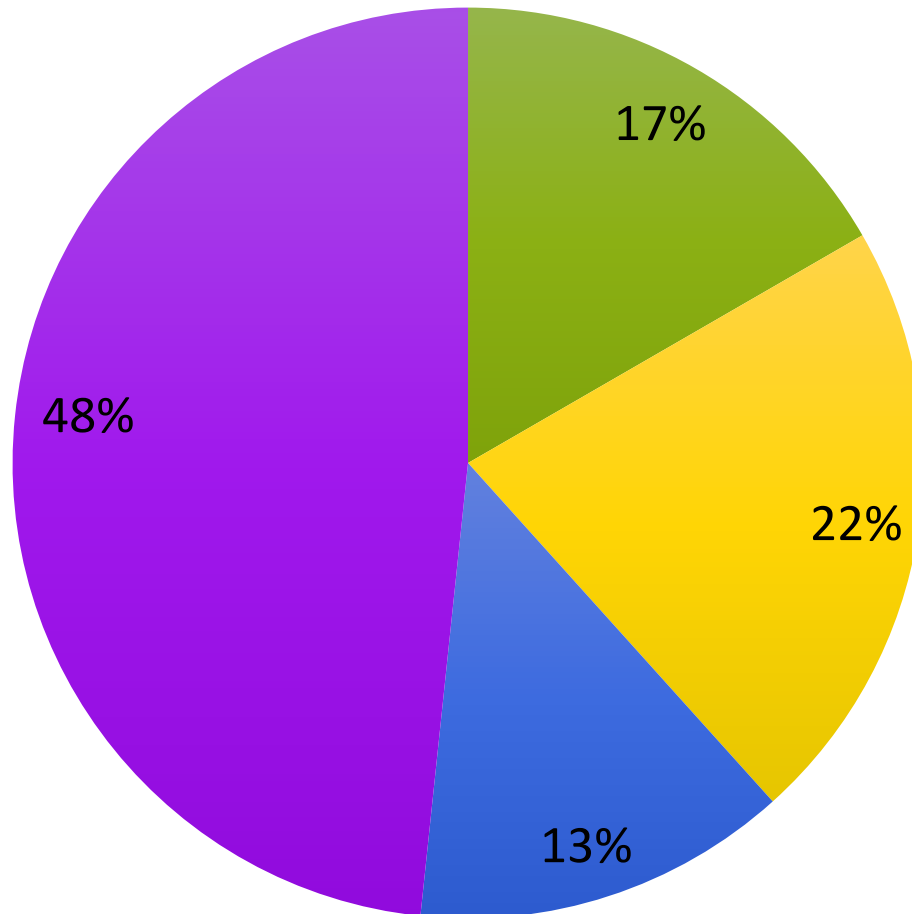
Volunteer Manager

Volunteer Operations Manager

Volunteer Program Manager



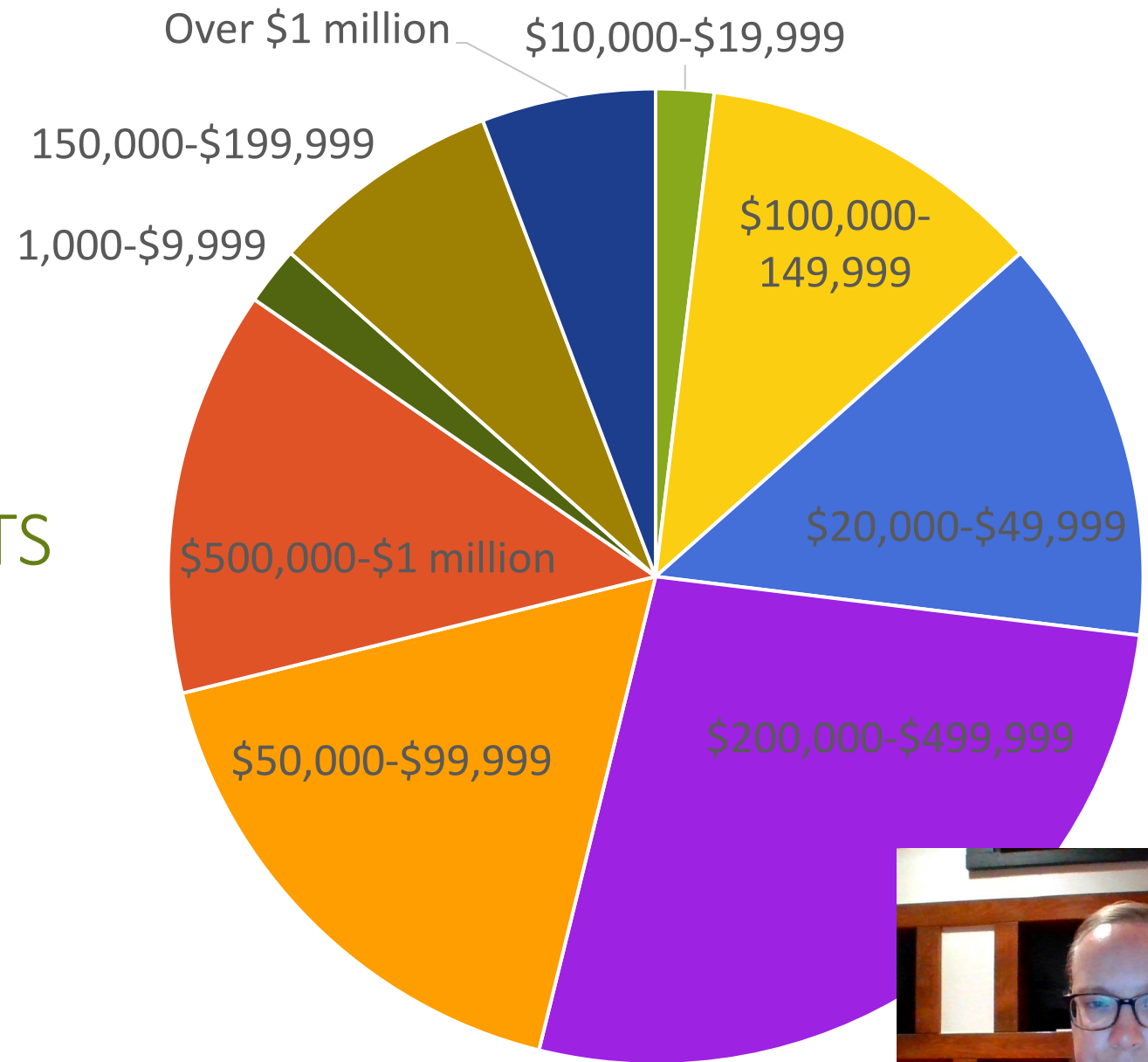
PRIMARY VOL. ADMIN WORK TIME



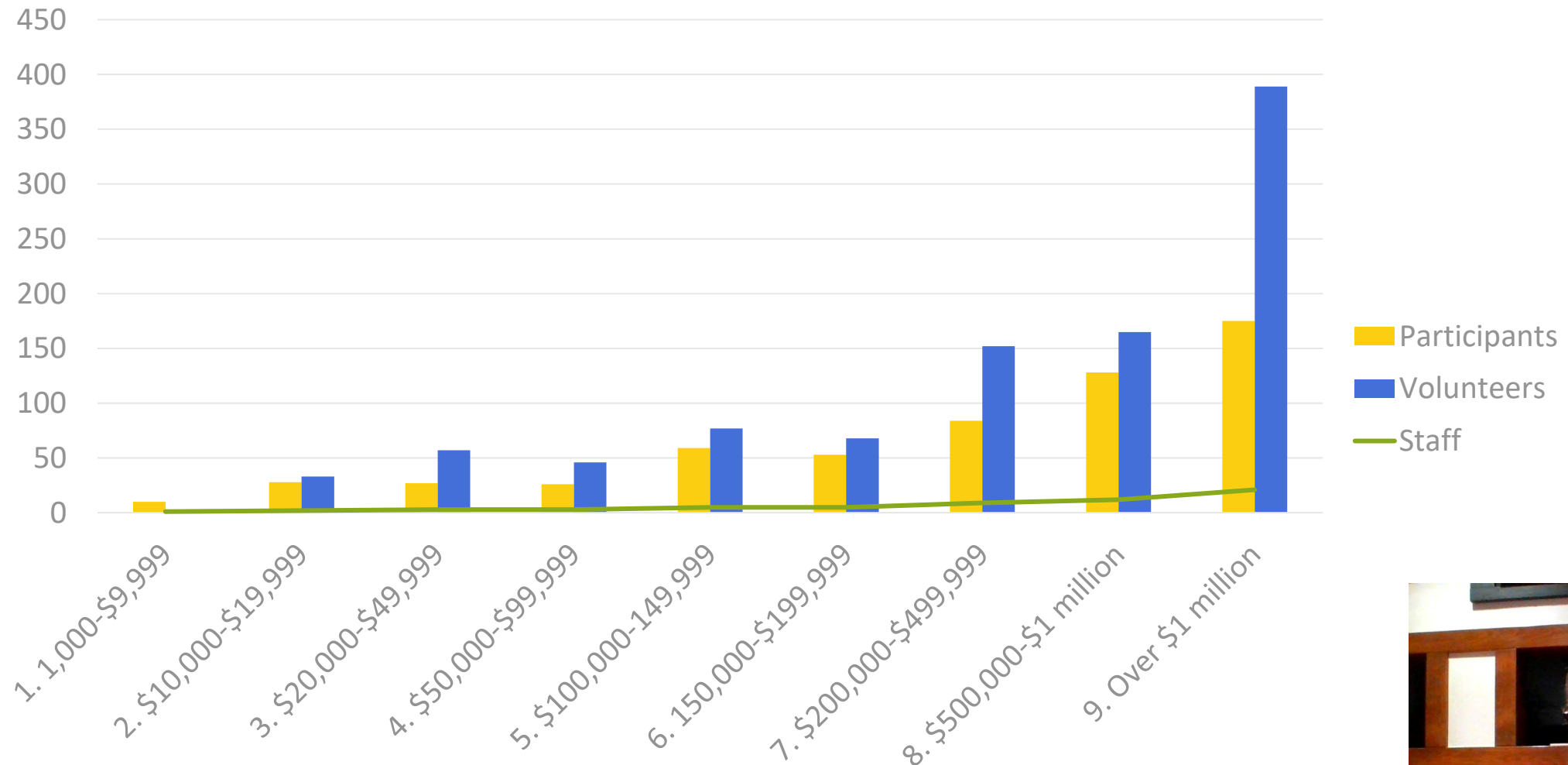
- Part Time (20-30 hrs/week)
- Part Time (10-20 hrs/week)
- Part Time (01-09 hrs/week)
- Full Time (31-40 hrs/week)



ORGANIZATIONAL BUDGETS



COMPARISON OF VOLUNTEERS, STAFF & PARTICIPANTS IN DIFFERENT ORG BUDGETS



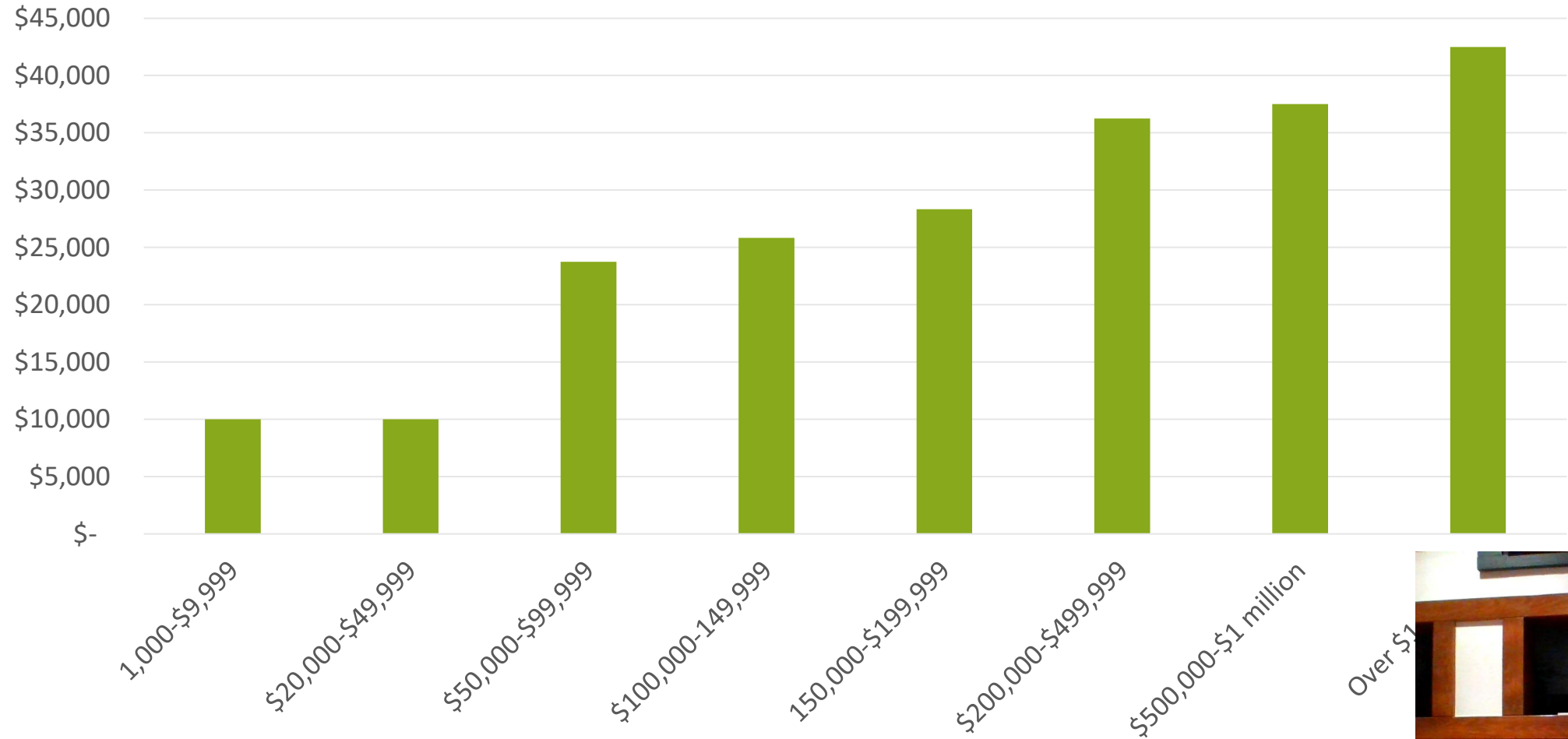
WHAT'S THE AVERAGE NUMBER OF VOLUNTEERS AN ADMINISTRATOR MANAGES?

# of Volunteer Admin	1	2	3
Avg. Vol.	83	99	100
Min	0	13	300
Max	300	600	300



SALARY SURVEY

Primary Vol. Admin Salary



RESULTS

- One of the goals of the survey was to **collect generalized data** such as the number of volunteer administrators, volunteers and participants at each center.
- The data collected is useful in starting to **understand ratios** which might inform best practices.
- With **61 respondents**, the data also provided insight into Volunteer Administrator salaries, volunteer trainings offered and additional job duties that volunteer administrators have.
- This information helps create an **outline** and **overview** of the guidelines for volunteer administrators in Equine Assisted Service (EAS) organizations



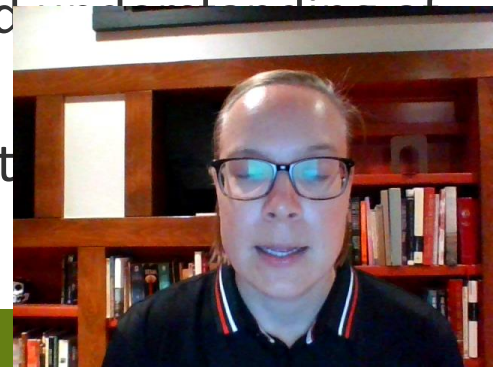
CONCLUSIONS & FUTURE RESEARCH

- **Survey Improvements:**

- Improve analysis by providing additional ranges for numerical questions
- Establish definitions for questions (ex. How many volunteers per week, per year, etc.)
- Try to limit free form answers when possible

- **Overall:**

- Data is very limited, and variations are huge
- Unlimited opportunity for exploration of best practices and industry management.
- Goal is to establish guidelines of data collection and management
- Case studies and deeper analysis of similar centers volunteer programs and what “success” is for each organization.
- Additional research into program volunteer positions, cancellations, recruit etc.



QUESTIONS?

THANK YOU FOR YOUR TIME

